

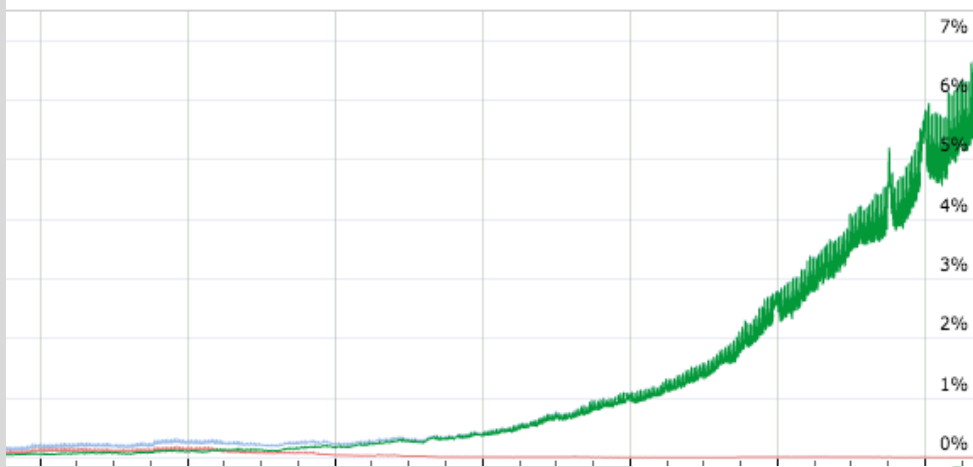
IPv6 Deployment Bumps

Discussion

RIPE70, May 2015, Amsterdam

Per-Country IPv6 adoption

● Native 6.77% ● 6to4/Teredo 0.01% ● Total IPv6 6.78% | May 09, 2015








[World](#) | [Africa](#) | [Asia](#) | [Europe](#) | [Oceania](#) | [North America](#) | [Central America](#) | [South America](#)

source: <http://www.google.com/intl/en/ipv6/statistics.html>


Web








Rank	Country	Sample size	Weighted	Green	Orange Test or broken
1	 Czech Republic	50	54.43%	36.0% (18)	0.0% (0)
2	 United States of America	50	57.57%	30.0% (15)	4.0% (2)
3	 Slovenia	50	44.34%	30.0% (15)	0.0% (0)
4	 Norway	50	48.55%	26.0% (13)	4.0% (2)
5	 Brazil	50	53.47%	26.0% (13)	2.0% (1)



IPv6 Enabled Users



Rank	Country	%-age
1	 Belgium	29.88%
2	 United States of America	15.62%
3	 Germany	14.09%
4	 Peru	13.71%
5	 Luxembourg	12.10%

source: <https://www.vyncke.org/ipv6status/>

Where are we?

What stops us?

What could we do?